



APT USER GUIDE

(STUDENT)

NT Academy, National Telecommunication Public Company Limited

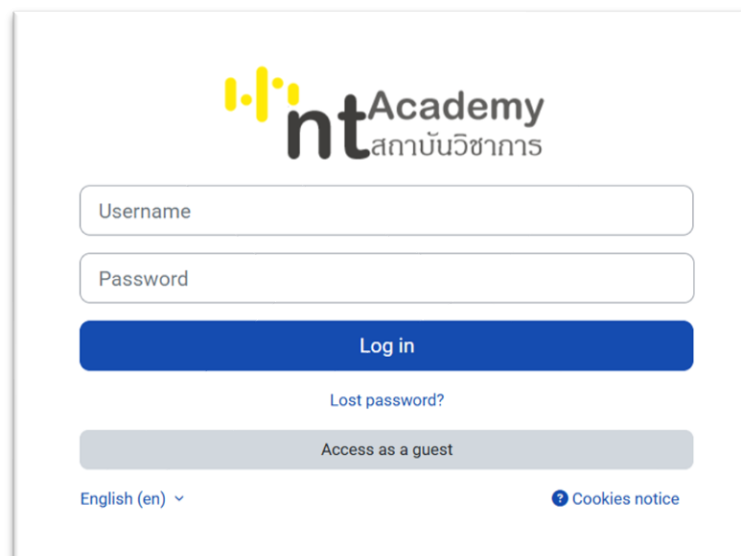
- **Login Process** | P.2
- **Editing personal information** | P.3
- **Admission to the classroom** | P.4
- **Assignment and Final Report** | P.6
- **Evaluation** | P.8

Login Process

1. Access to APT Online Learning Web Page at <https://ntacademy.ntplc.co.th/apt/> then click login

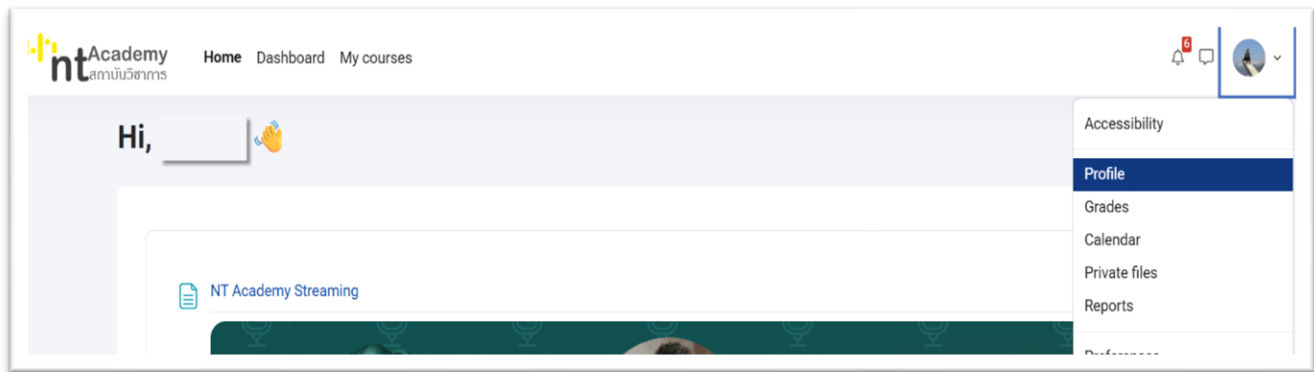


The following page will appear. Enter username and password then click log in.

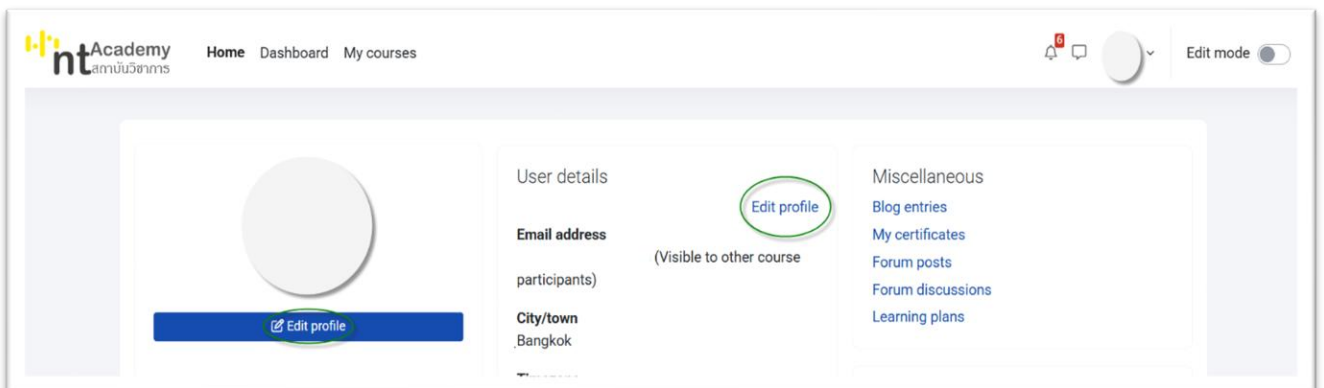
The image shows a login page for 'nt Academy' (สถาบันวิชาการ). The page has a white background. At the top center is the logo, which consists of three yellow vertical bars of varying heights followed by the text 'nt Academy' and 'สถาบันวิชาการ' in Thai. Below the logo are two input fields: 'Username' and 'Password'. Under the 'Password' field is a blue button labeled 'Log in'. Below the 'Log in' button is a link for 'Lost password?'. At the bottom of the form is a grey button labeled 'Access as a guest'. In the bottom left corner, there is a language selector 'English (en)' with a dropdown arrow. In the bottom right corner, there is a 'Cookies notice' link with a blue icon.

Editing personal information

Click the Profile icon on the top right, select Profile

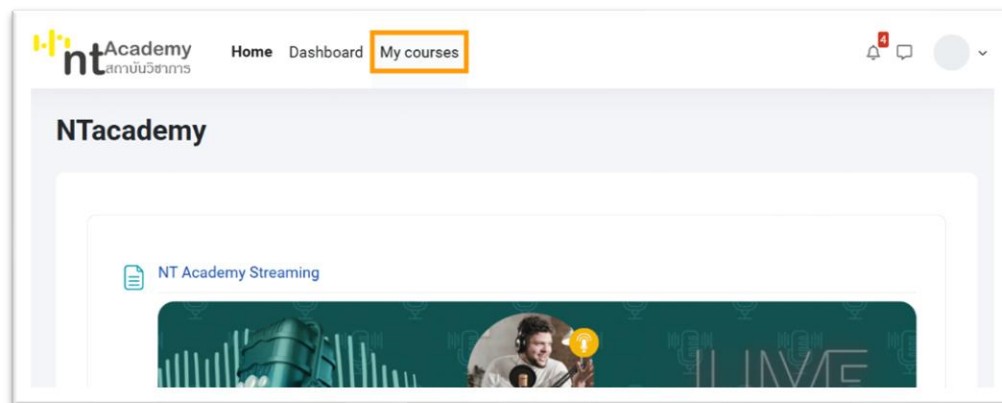


Click "Edit profile"

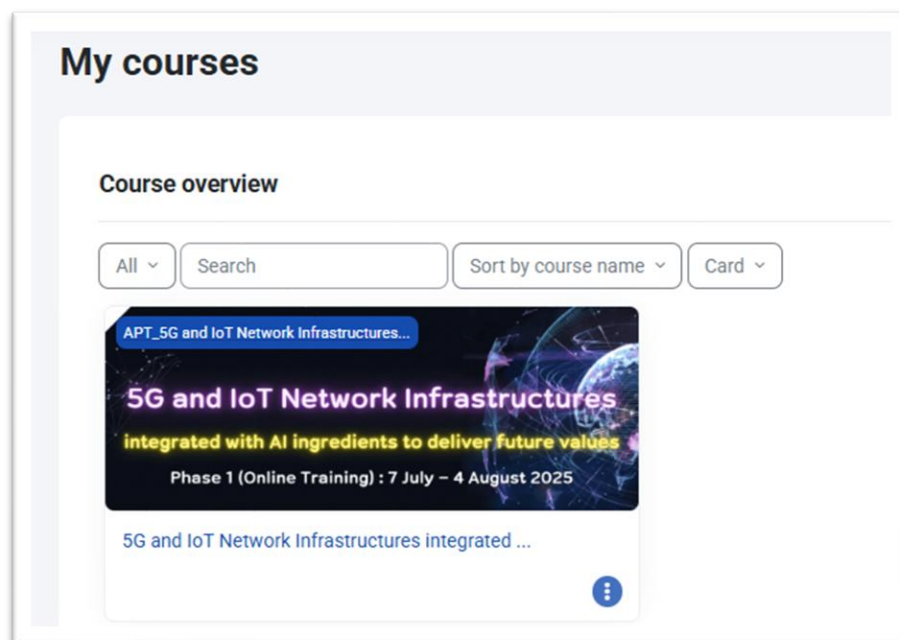


Admission to the classroom

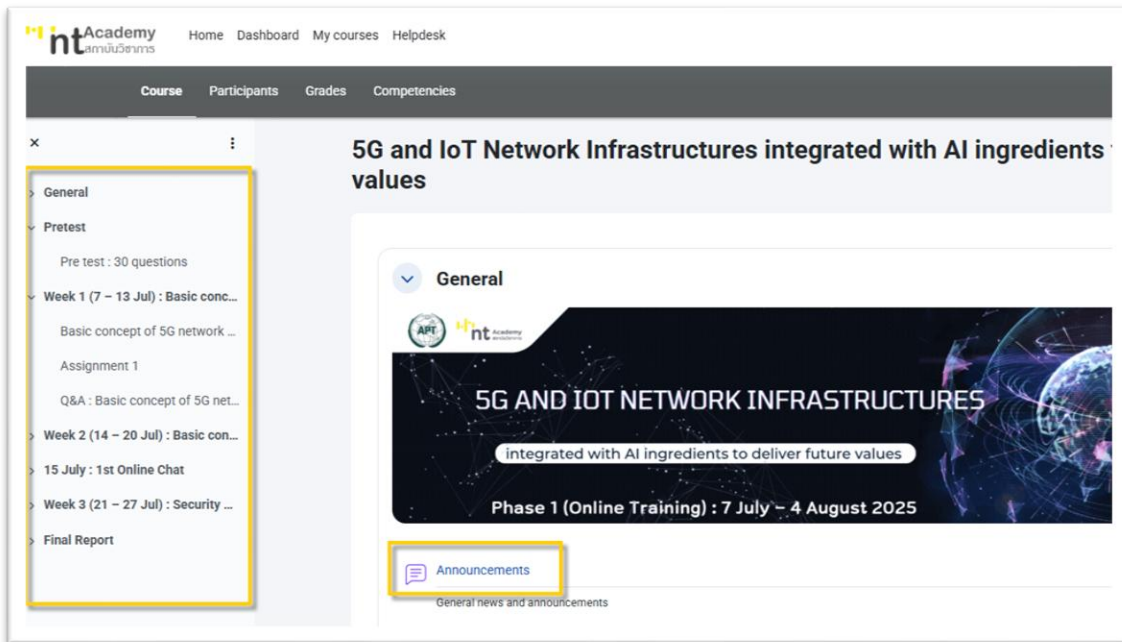
Click “My courses “on the top left.



Click on the course to enter classroom.



- Classroom will appear.
- The lesson contents and assignments will appear every week.
- Please check the announcements news regularly.



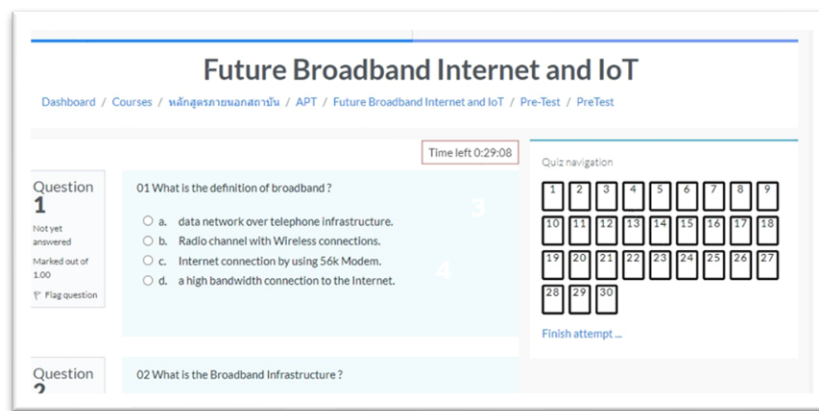
The screenshot shows the nt Academy interface. At the top, there is a navigation bar with 'Home', 'Dashboard', 'My courses', and 'Helpdesk'. Below this is a course-specific navigation bar with 'Course', 'Participants', 'Grades', and 'Competencies'. The main content area is titled '5G and IoT Network Infrastructures integrated with AI ingredients values'. On the left, a sidebar menu is visible, listing course sections: 'General', 'Pretest', 'Week 1 (7 - 13 Jul) : Basic conc...', 'Week 2 (14 - 20 Jul) : Basic con...', '15 July : 1st Online Chat', 'Week 3 (21 - 27 Jul) : Security ...', and 'Final Report'. The main content area features a large banner with the text '5G AND IOT NETWORK INFRASTRUCTURES' and 'Integrated with AI ingredients to deliver future values'. Below the banner, it states 'Phase 1 (Online Training) : 7 July - 4 August 2025'. At the bottom of the main content area, there is an 'Announcements' section with a sub-header 'General news and announcements'.

Assignment and Final Report

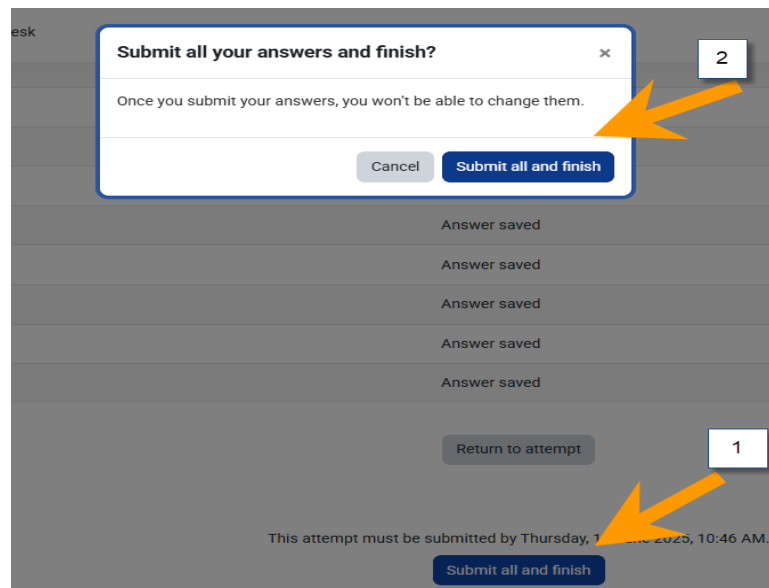
Types of assignments in this course

1. Multiple choice: Quizzed will show on the page once you click

Attempt quiz

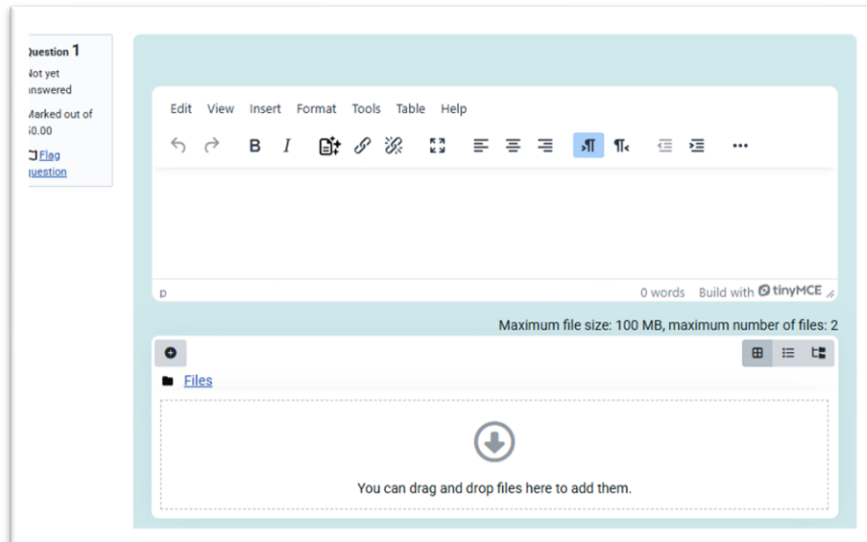


In order to finish the quiz, you must click “Submit all and finish”



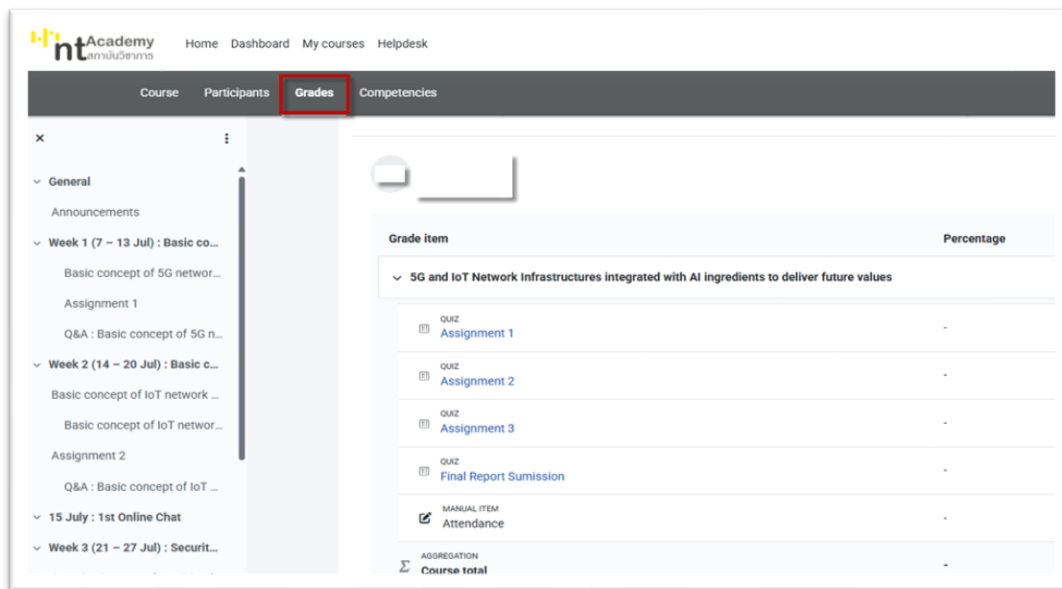
2. Open-ended questions / Essay / Final Report

Either have a text box or an upload area to submit file depending on the assignment settings.



Evaluation

Click Grades button above. To view your scores,



Scoring criteria

Assignment	Weight %	Approach
3 Weekly assignments	30	Instructors will provide the assignment in the format of multiple choice questions and/or open-ended questions.
Final report	50	Instructors will evaluate each report individually. For each report, the average scored of 2 instructors will be used as final score.
Attendance (2 chat session)	20	Instructors will evaluate based on the participation in chat sessions.

† NT Academy will generate the summary report and rank the list of participants according to their totally weighted score.

* The late submission 2 % per day will be deducted from the total weighted score.